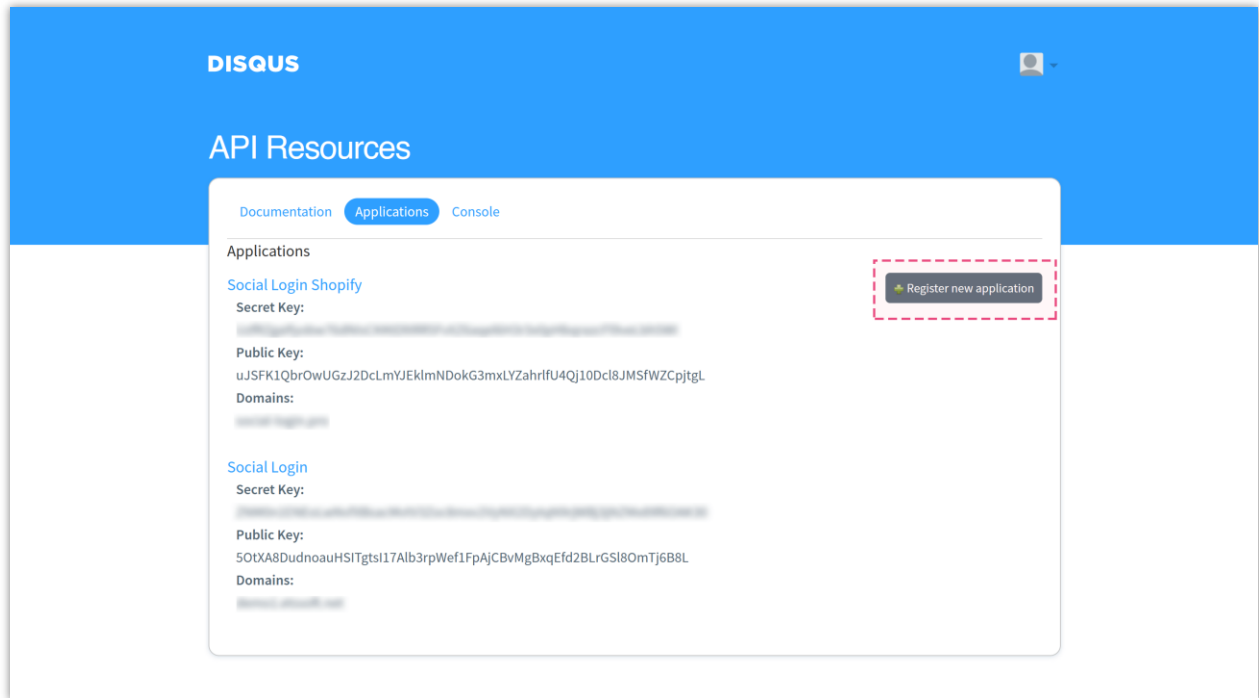


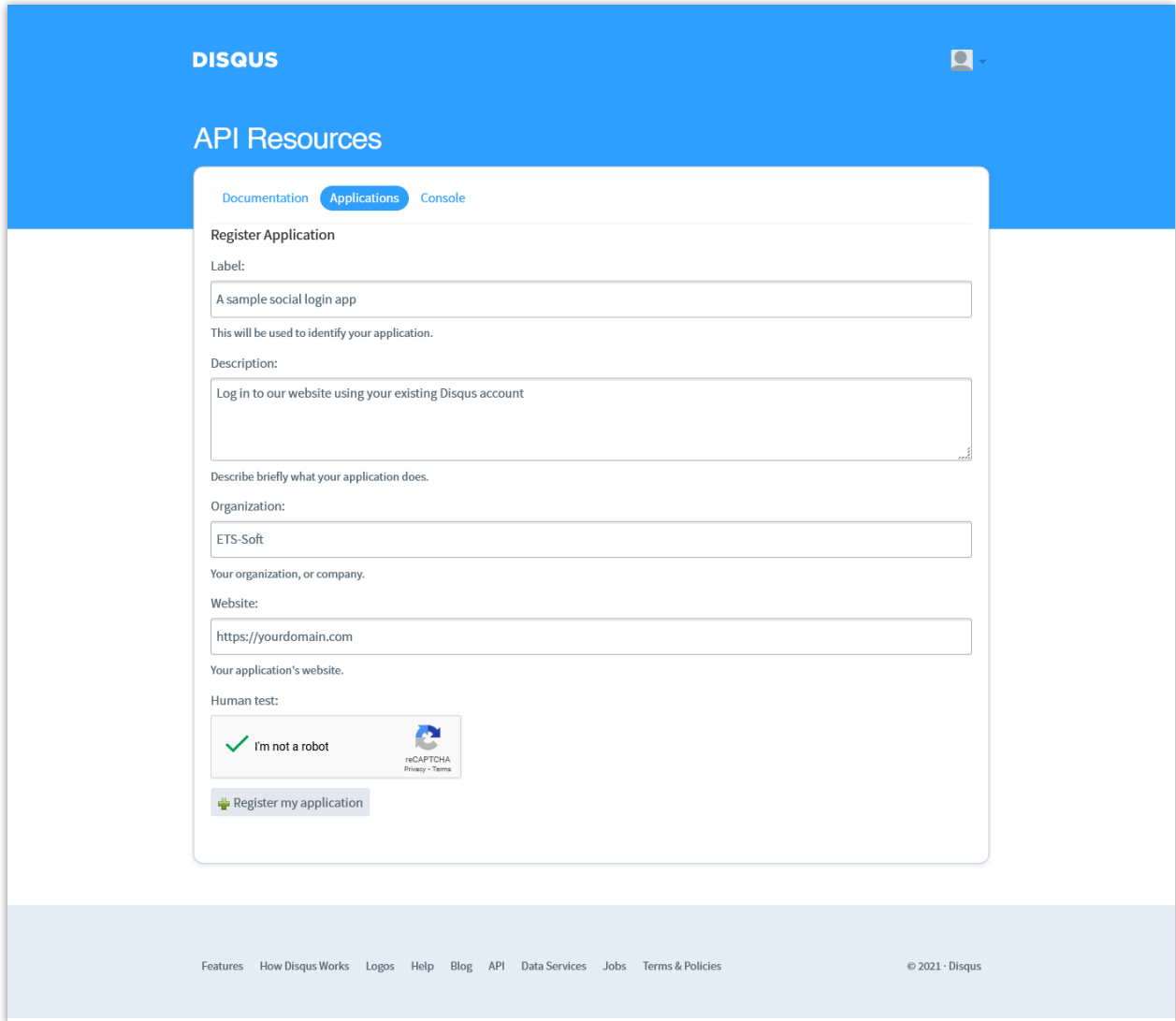
Get Disqus API key pair

Step 1: Open this page <https://disqus.com/profile/login/?next=/api/applications/> and log in with your Disqus account.

Step 2: Click on “**Registering new application**” button.



Step 3: Fill in the required information fields > Click on “**Register my application**” button.



Step 4: On the next screen, enter **your domain** and **Callback URL** provided by **Social Login** module > Click **“Save changes”**

API Resources

[Documentation](#) [Applications](#) [Console](#)

Application Details: A sample social login app

[Details](#) [Settings](#) [Usage](#) [Reset Keys](#) [Delete](#)

General

Label:

This will be used to identify your application to users.

Description:

Describe briefly what your application does.

Website:

Your application's website.

Icon:



The icon for your application.

Settings

Domains:

Domains linked to your public key (for referral checks).

Enter one domain per line. Entering 'disqus.com' will include all subdomains.

Authentication

Default Access:

You may request other permissions when authorizing a user

using the `scope` parameter.

Callback URL:

Where should we return users to after successfully authentication? For AudienceSync applications, this is the postback URL.

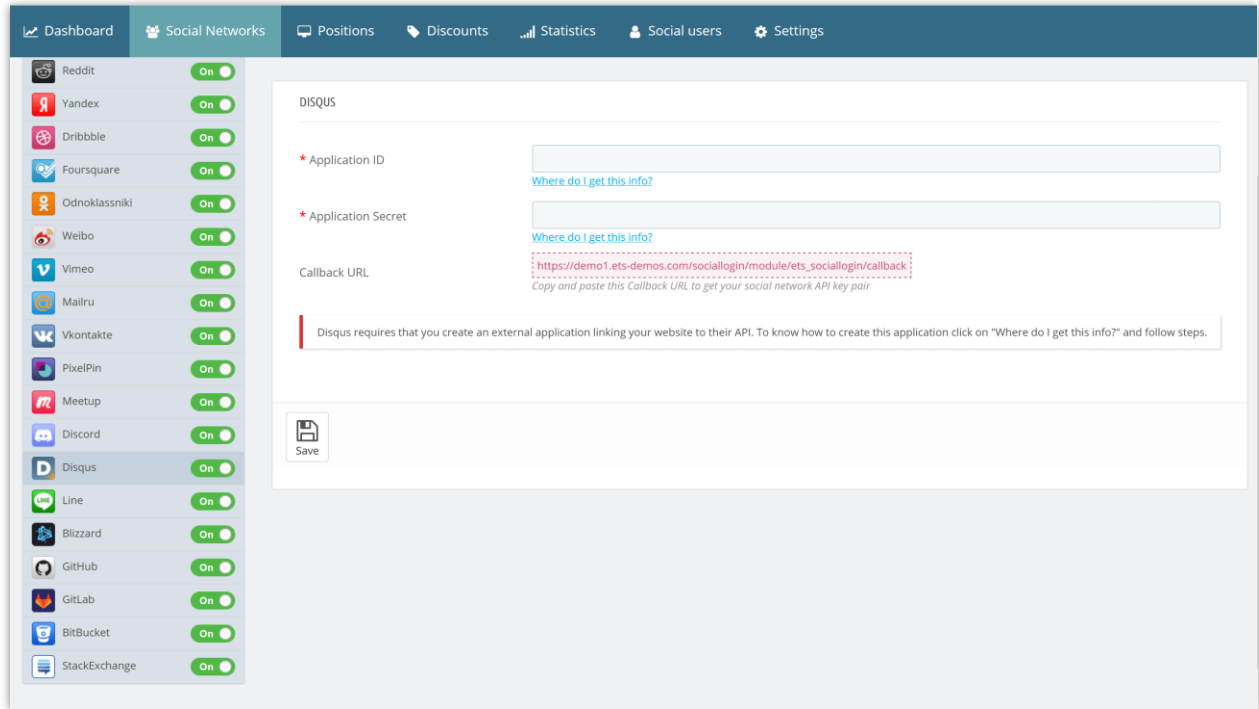
Organization

Organization:

Your organization, or company.

Terms of Service URL:

URL to your website's Terms of Service.



Step 5: Navigate to “Details” tab > Copy the **API Key** and **API Secret** to **Social Login** module configuration page.

API Resources

Documentation Applications Console

Application Details: A sample social login app

Details Settings Usage Reset Keys Delete

0 / 1000 calls

Your usage quota resets in 58 minutes

Usage



Organization

Organization:

ETS-Soft

Website:

[https://demo1.ets-demos.com](#)

Icon:



OAuth Settings

For more information on how to use OAuth, please see our [OAuth 2.0 documentation](#).

API Key:

ZzV8oyTu42qpen4V9xOVgjIM80txYinI6hy9xr1Juehv09wlnEutmfCXRzFag3BK

API Secret:

0ToH4FpUJtk76DPI99pDyY1niJPH7xhEfic0NEr9vAafcV0DWbXxp8jpa350e48y

Authorize URL:

<https://disqus.com/api/oauth/2.0/authorize/>

Access Token URL:

https://disqus.com/api/oauth/2.0/access_token/

Callback URL:

https://demo1.ets-demos.com/sociallogin/module/ets_sociallogin/call

Your Access Token

Use this token as the value for `access_token` to authenticate as `disqus_UBTNSNCW4s`.

Access Token:

fbff29dd810849f8044171a4d7a1e5a

Permissions:

Read, Write

[Reset my access token](#)